

DHANGADHIMAI MUNICIPALITY

PROVINCE-2, SIRAHA

HEALTH SECTOR FACT SHEET

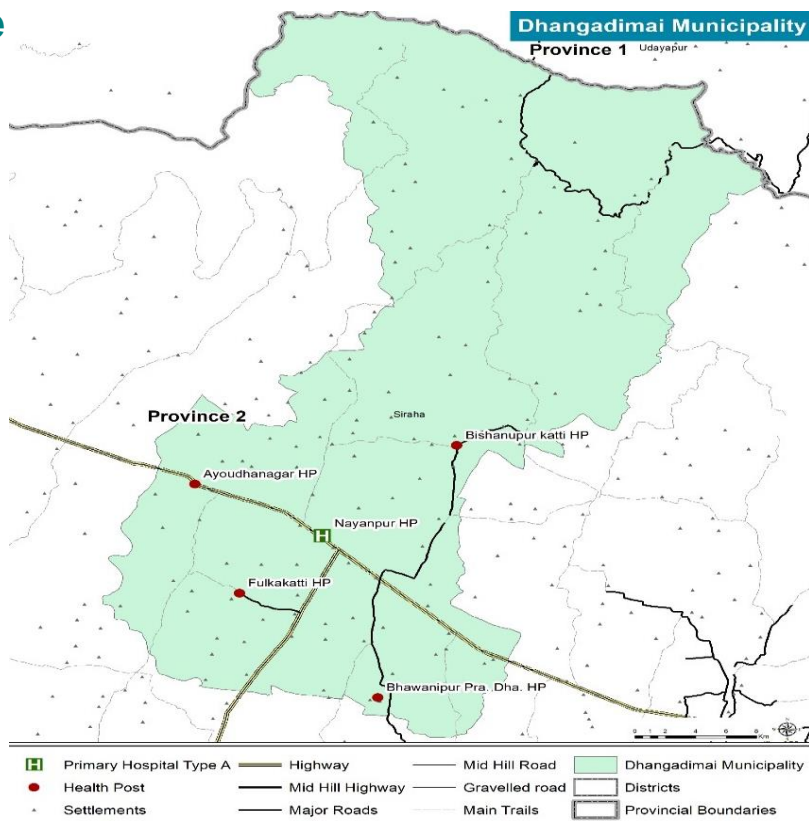
“कृषि, शिक्षा, पर्यटन, स्वास्थ्य, संचार र पूर्वाधार, धनगढीमाई नगरपालिकाको समृद्धिको मूल आधार”

“Agriculture, education, tourism, health, communication and infrastructure; Basis for the prosperity of Dhangadhimai municipality”

Dhangadhimai Municipality Profile

Population	Male	Female	Total
	23430	24019	47449
No. of wards	14		
Area	159.51sq.km.		
Transportation	The Mahendra National highway runs across the municipality. 14 wards are connected with the some earthen and gravel roads.		
Number of Schools	32		
Total Health Facilities	8 (6 Health Posts, 1 Urban Health Clinic, 1 community Health Unit)		
Total FCHV	54		

Source: -CBS 2011, Dhangadhimai Health Division 2075/076



NHSSP 3 Learning Lab Site in Province 2

Population: 47,449, Number of Wards: 14
Dhangadhimai Municipality, Siraha, Nepal

0 0.5 1 2 3 4 Km



Demographic Profile

Sub groups	2074/75	2075/76	2076/77
Population under 1 year	1123	1119	1118
Population under 5 years	4796	4810	4821
Women of Reproductive age (15-49 years)	15201	15446	15695
Married women of Reproductive age (15-49) years	11522	11708	11897
Total expected live Births	1160	1155	1153
Total Expected Pregnancies	1368	1362	1360
Adolescent (10-19 years)	NA	NA	10792
Number of targeted Children for Nutrition (0-23 Month)	2084	2065	2048
Nutrition (12-59 Month)	3673	3691	3703

Source: -MOHP Target Population 2074/075, 2075/076 and 2076/077

Key initiatives

1. Cash incentive NPR 5000 given to Marginalized and disadvantage people for transportation cost to cancer, heart, liver and kidney disease.
2. Nutrition package is provided to Dalit and minority communities to promote the use of ANC services, institutional delivery, post delivery service and immunization and growth monitoring.
3. NPR 500 provisioned as transportation incentives to all the institutional deliveries on top of NPR 1000 provisioned from the central level.
4. Lab facility established in two Health facilities.
5. Sectoral meetings are conducted each month followed by a combined meeting to discuss progress, issues and challenges.
6. Population census was conducted that will be developed into population profile.
7. Conducted Social Audit in all HF's and action plan is prepared for each facilities.
8. Online attendance and CCTV installed at palika and HF's.
9. OCAT implemented at palika level.
10. Minimum service standard implemented in all HF's.
11. DHIS2/ HMIS e-reporting started from all HF's and eLMIS online reporting started from palika.

Key Health Indicators

Maternal Health



Total No. of Abortion services-FP-Medical

	2073/74	2074/75	2075/76
Municipality	84	69	99
District	597	970	1202
Province	2897	2701	4188
National	34048	40495	41176

% of pregnant women Antenatal Care visit-4, as per protocol

	2073/74	2074/75	2075/76
Municipality	31.8	26.6	30
District	40.3	37.8	41.3
Province	37.3	34.1	41.5
National	52.8	49.7	56.3

% of Institutional Delivery

	2073/74	2074/75	2075/76
Municipality	5.4	6.2	10.5
District	45.2	46.9	45.4
Province	43.9	34.4	53.5
National	54.6	54.2	63.3

% of women who had Postnatal Care -3 as per protocol

	2073/74	2074/75	2075/76
Municipality	5.3	2.2	7.1
District	10.3	6.7	9.3
Province	22.9	13.8	15.5
National	19.1	15.5	16.4

Contraceptive Prevalence Rate

	2073/74	2074/75	2075/76
Municipality	7.4	9.8	9.9
District	10.5	10.4	11.1
Province	10.2	8.7	8.7
National	21.3	18.4	

% of pregnant women who received TD2 and TD2+

	2073/74	2074/75	2075/76
Municipality	78.1	90.6	86.4
District	85.2	84.6	84.5
Province	81.4	74.6	83.4
National	64.2	62.2	64.3

Percentage of newborns with low birth weight (<2.5kg)

	2073/74	2074/75	2075/76
Municipality	0	0	0.87
District	18.9	10.3	8.3
Province	10.5	9.5	12.8
National	11.3	11.9	11.8

Child Health



% of children <1 year immunized with BCG

	2073/74	2074/75	2075/76
Municipality	106.1	113.6	112.2
District	115.1	114	115.7
Province	103.2	103.6	107.2
National	91.3	92.0	90.9

% of children <1 year immunized with DPT, HB, HiB-3

	2073/74	2074/75	2075/76
Municipality	97.5	85.1	111.7
District	106	88.3	111.8
Province	98.7	87.0	105.3
National	86.5	81.8	86.4

Measles Rubella

	2073/74	2074/75	2075/76
Municipality	33.8	89.1	102.3
District	45.1	66.8	81.6
Province	49	57.6	70.6
National	57	66.2	72.8

% of Children Fully Immunized as per NIP schedule

	2073/74	2074/75	2075/76
Municipality	99.9	110.2	81.3
District	93	92.1	85.5
Province	65.6	65.8	71.4
National	73.1	70.0	67.9

Number of Neonatal Deaths

	2073/74	2074/75	2075/76
Municipality	0	2	0
District	15	13	12
Province	253	179	117
National	1695	2190	2036



Incidence of ARI per children under 5 years (per 1000 Children)



	2073/74	2074/75	2075/76
Municipality	522.7	674.7	657.8
District	696.7	658.6	693.1
Province	471.6	443.4	458.5
National	611.9	587.4	608

Incidence rate of Diarrhoea under 5 Children (per 1000 Children)

	2073/74	2074/75	2075/76
Municipality	351.2	468.5	448
District	432.7	461.3	442.6
Province	335	337.1	347.2
National	402.2	385.3	375.2

Key Service Delivery Indicators

% of OPD New Visits among total population		2073/74	2074/75	2075/76
	Municipality	41.3	46.3	66.5
	District	56.8	58.9	68.5
	Province	46.7	44.5	58
	National	71.8	73.6	78
% of pregnant women received a 180-day supply of Iron/Folic Acid		2073/74	2074/75	2075/76
	Municipality	28.6	43.6	35.5
	District	43.3	70.6	108.5
	Province	42.6	45.8	56.5
	National	44.3	45	50.6

No. of new TB cases registered		2073/74	2074/75	2075/76
	Municipality	42	46	70
	District	550	574	465
	Province	4485	4542	5174
	National	25934	25875	26278
% of Children 0-23 years registered for Growth Monitoring		2073/74	2074/75	2075/76
	Municipality	37.3	73.4	52.9
	District	53.6	55.8	50.7
	Province	62.9	65.1	68
	National	69.1	69.9	70.7

Source: Health Management Information System, 2073/074, 2074/075 and 2075/076

Top Ten Diseases-Profile

Minimum Service Standard Score (2076)

Diseases	OPD cases [2075/76]
Ear, Nose and Throat Infection-sinusitis	241
Conjunctivitis	900
Injuries-PUO	1828
Headache	2181
Pelvic Inflammatory Disease (PID)	156
Pharyngitis/Sore Throat	590
Acute supportive Otitis Media	809
Orthopedic Problems-backache pain	660
Chronic Otitis Media	95
Cardiovascular & Respiratory Problems-COPD	260

Health Facility	MSS Section	Score	Health Facility	MSS Section	Score
Phulkahakatti	Governance	69.4%	Hanumaannagar	Governance	65.4%
	Clinical Service	45.8%		Clinical Service	41.0%
	Support Service	50.9%		Support Service	48.0%
Bishanupurkatti	Governance	69.0%	Bhawanipur	Governance	67.4%
	Clinical Service	59.3%		Clinical Service	42.0%
	Support Service	64.8%		Support Service	44.8%
Nayanpur Hospital	Governance	61.0%	Ayodhyanagar	Governance	66.7%
	Clinical Service	27.0%		Clinical Service	42.4%
	Support Service	21.0%		Support Service	44.56%

Overall score of Organizational Capacity Assessment score (2076)

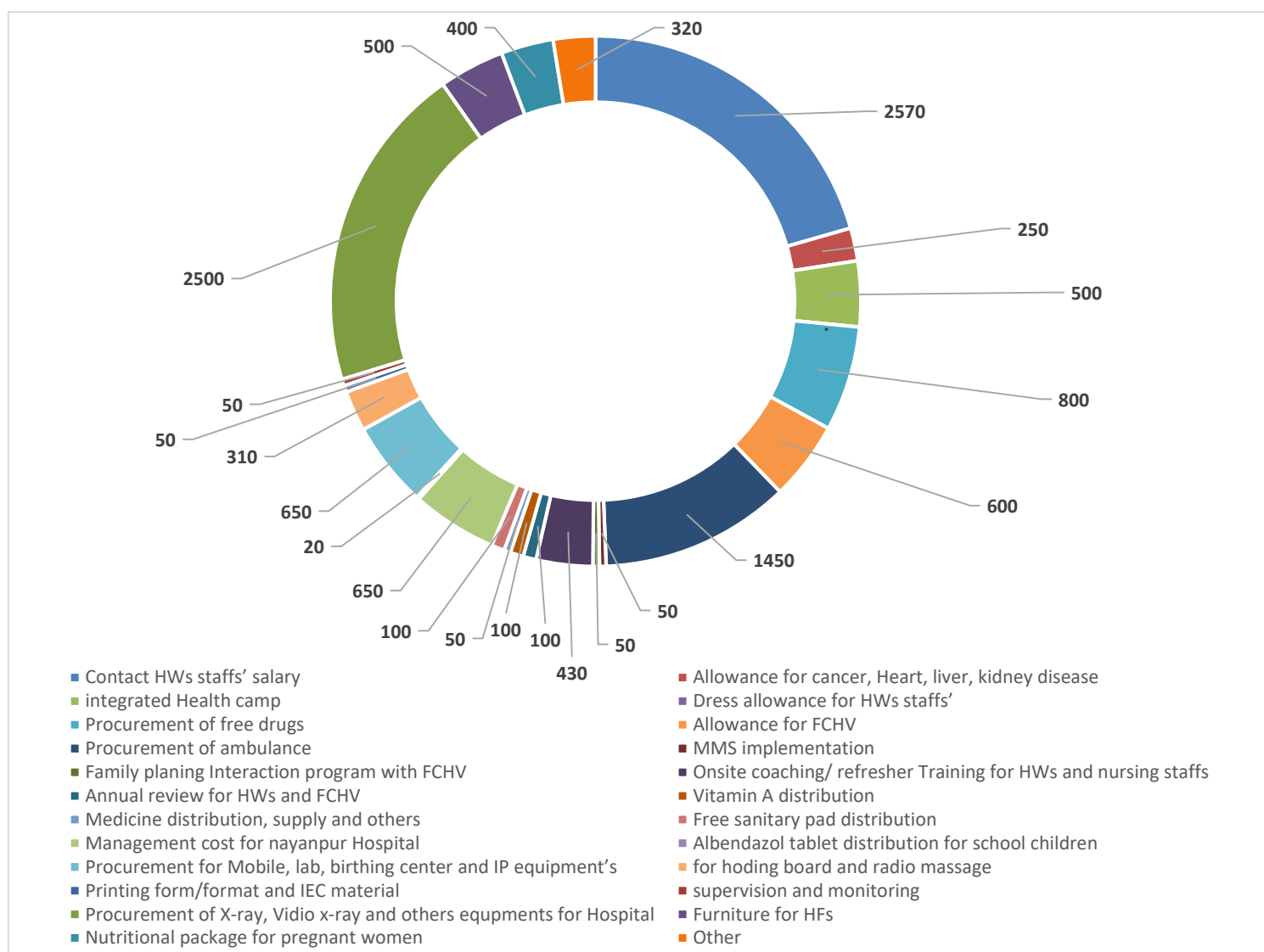
Municipality	OCA Section	Score	Municipality	OCA Section	Score
Dhangadhimai	Governance and legislative framework	75%	Dhangadhimai	Health products and Technologies	70%
	Service Delivery	30%		Health information	31%
	Human resources for Health	75%		Health financing	50%
	Health Infrastructure	45%			

Financial Resources

Federal Government Grant	2074/75	2075/76	2076/77
Federal grant (Conditional)	10,34,18,000	12,91,00,000	15,54,00,000
Federal Grant (Equalization)	25,96,64,000	13,67,00,000	14,19,00,000
Conditional grant for health	1,51,78,000	2,40,62,000	2,46,62,000
Provincial Government Grant			
Federal grant (Conditional)	0	1,00,00,000	NA
Federal Grant (Equalization)	0	0	NA
Conditional grant for health	35,00,000	39,10,000	1,25,00,000
Health budget allocate by palika			
Municipality Internal Source	NA	1,04,82,958	NA

Source: Dhangadhimai Municipality, Annual Budget, Programme and policy Report, 2073/074, 2074/075 and 2075/076

Health Budget allocated by Local Government NPR. 1,25,00,000



For Further Information

Bilat Narayan Ray, Health Coordinator
 Dhangadhimai Municipality, Siraha, Province-2, Nepal.
 Phone: +977-033-545238
 Email: dhangadhimai@gmail.com