

ENGLISH

Grade 4

Publisher

Government of Nepal
Ministry of Education
Curriculum Development Centre

Publisher: Government of Nepal
Ministry of Education
Curriculum Development Centre
Sanothimi, Bhaktapur

ISBN : 978-999-33-714-1-6

© Publisher

First edition: 2005

Reprint: 2017

Price: 48/-

All rights reserved. No part of this publication may be reproduced, stored in a retrieval system or transmitted, in any other form or by any means for commercial purpose without the prior permission in writing of the Curriculum Development Centre.

Preface

The aim of developing and revising the school curricula and textbooks is to make education purposeful, relevant and functional. Education should impart the desired knowledge and skills to students. Apart from this, it should instil values and moral standards such as nationalistic feelings, discipline, self-reliance and basic functional skills of language, maths, science, information and health. Along with these, students are expected to appreciate arts, tolerance among different languages, religions and cultures. In relation to this, there has been an increasing demand for English to start at the beginning of primary education. To meet this demand, the Government decided to introduce English as a subject from Grade One, starting in the academic year 2003.

The present English textbook for Grade Four contains the materials that give children enjoyable activities for learning English. Language skills are introduced systematically throughout this book, focusing particularly on listening and speaking skills for this grade. It is believed that the lessons and exercises given in the book will give children enough opportunities for practising different language skills. It is equally true that the book in itself is not adequate to achieve its set goals unless there is an active teaching and learning environment. Hence, it is expected that the teachers will follow the instructions given in this book. This book was written by Pramod Kumar Shah and Dev Narayan Mukhiya. It is edited by Arun Kiran Pradhan and Bishnu Prasad Parajuli. Art editing and layout concept of this book was done by Shreehari Shrestha by making it four colour. Curriculum Development Centre would like to thank the members of English Subject Committee and other subject experts for their help in this book.

Generally a textbook is an important tool for teaching and learning. It is expected that experienced teachers and enthusiastic students can achieve the learning outcomes of the curriculum by using this book along with various other resource materials. In practice, a textbook is used and considered as the main resource material. Therefore, attempts have been made to bring this book up to the standard. Teachers, parents, students and all concerned stakeholders are requested to send their constructive suggestions to improve this book in the future editions.

2017

Government of Nepal
Ministry of Education
Curriculum Development Centre

Contents

Unit 1	Be careful!	1
Unit 2	Me and my habits	11
Unit 3	The elephant and the tortoise	20
Unit 4	A brave woman	26
Unit 5	The largest living bird	33
Unit 6	A cruel landlord	39
Unit 7	A clever little girl and an ogre	47
Unit 8	Two close friends	54
Unit 9	The six blind men and the elephant	62
Unit 10	Deepawali	70
Unit 11	Sports day	77
Unit 10	Listening texts	87

Be careful!

1. Look, listen and say.

A: What a big snake!

B: Be careful!

It's dangerous.



A: What a big elephant!

B: Stop!

Don't go near.



Make similar conversations.

What/big/tiger

What a big tiger!

Don't go near.

What/dangerous/dog

.....


What/dirty/fellow

.....

What/naughty/boy

.....

2. A chant:



Look before you jump,
Or you fall and bump.
Think before you speak,
Or you get tongue slip.
Look before you leap,
Or you fall deep.

Read the chant and find the missing letters.

B e f o r e

__ e __

__ _ _ _ e

__ _ a __

__ u __

3. Listen and do.

A. Look at the picture and say who they are.



B. Listen to the teacher or the tape and tick (✓) the best answer.

(i) Anisha studies in:

Grade IV.

☐

Grade II.

☒

Grade VI.

☐

(ii) Anil is:

10 years old.

☒

8 years old.

☐

9 years old.

☒

(iii) Anil shouted:

"Stop!"

☐

"Go ahead."

☒

"What a cute girl!"

☐

4. Read and answer.

Who saved Raj?

Raj studies in Grade four. He is very naughty. He is also very careless. He visits his uncle on Saturdays. He likes playing video games.

Yesterday he was going to meet his uncle. He was on the bridge. It was broken. He did not see it. He was busy playing video games.



"Stop! The bridge is broken" a young man shouted. He did not listen to him. He was still playing video games.

"Look out! It's broken", the man shouted again, "Be careful! There is danger."



He heard nothing. He fell down. Luckily, he caught the branch of a tree. The man saved him bravely.

Everybody said, "What a brave man!" Raj was still sweating. He realized his mistake. "Thank you very much, young man" said Raj.

A. Read the story again and tick (✓) the right answers.

(i) What class is Raj in?

Grade IV

☐

Grade V

☒

Grade VI

☐

(ii) When does he visit his uncle?

On Mondays

☒

On Saturdays

☐

On Tuesdays

☒

(iii) What was he playing when he fell down?

Computer games

☐

Football

☒

Video games

☐

(iv) Who is brave?

Raj

☒

The young man

☐

Everybody

☒

B. Read the story again and write who said the following.

"Stop! The bridge is broken." *A young man.*

"What a brave man!"

"Thank you very much."

5. Fun with vocabulary:

A. Match the words with their similar meanings.

naughty

came to know

realized

held tightly

leap

rescued

caught

jump

saved

bad

B. Complete the following table.

Present

shout

hear

catch

realize

break

sleep

drive

buy

Past

shouted

.....

.....

.....

.....

.....

.....

.....

6. Pair-work:

Get into pairs and talk about the pictures:

A: Don't get on the bus.

B: Why?

A: It's moving.



not get on/it's moving



not sit/it's broken



not eat/it's stale



not open/it's noisy outside



not go/it's dangerous

7. Fun with grammar:

What a brave man!

What an intelligent girl!

He is a student.

He is a naughty boy.

She eats an apple everyday.

'A' is used with consonant sounds.

'An' is used with vowel sounds.



8. Use 'a' or 'an' in the blank spaces.



(i) What sad girl!



(ii) What happy boy!



(iii) It is snake.



(iv) She is good teacher.




(v) What untidy boy!



(vi) He is tall man.



(vii) There is small dog.



(viii) It is elephant.

9. Punctuate.

Really!



How sad!



How nice!



Everybody said, "What a brave man!"

Raj was still sweating. He realized his mistake.

"Thank you very much, young man" said Raj.

Now use full stops (.), exclamation marks (!) and capital letters.

- (a) mohan said, what a lovely dress
- (b) anil said what an intelligent girl
- (c) "don't touch it" said raj
- (d) rakesh is a student his brother's name is arun

10. Fun with writing:

Read.

Raj studies in Grade four. He is very naughty. He is also very careless. He visits his uncle on Saturdays. He likes playing video games.

Now write a similar paragraph about yourself:

My name is I study in I'm
old. I live at I like
on Saturdays.

11.A riddle:

I have two hands and a face,
but no body at all.
I stand in one place
or hang on the wall.

What am I?

1. Look, listen and say.



06:00

A: What time do you get up?

B: I get up at six o'clock.



06:30

A: What time do you do your homework?

B: I do my homework at half past six.



09:00

A: What time do you have your lunch?

B: I have my lunch at nine o'clock.



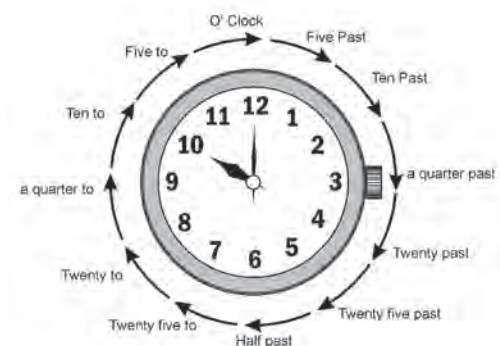
09:45

A: What time do you go to school?

B: I go to school at quarter to ten.



2. Look, read and write.



Write times in words.

07:00

It's seven o'clock.

06:45

.....

12:00

.....

11:15

.....

08.30

.....

Write six sentences from the table. One is done for you.

What time is it?			
It's	five	to past	one.
	ten		three.
	a quarter		four.
	twenty		six.
	twenty-five		seven.

Example:

It's a quarter past six.

.....

3. Read and answer.

Who is a football player?

My name is Suresh Gurung.
I'm eleven years old. I'm tall.
I've got dark curly hair. I look
smart in my school uniform. I
wear pants and shirt at
home. I don't like shorts.



I'm a good football player. I practise everyday. I get
up at six o'clock every morning. I go jogging. My
friend, Anuj also comes along with me. I get back
home at seven o'clock. Then I study for two hours.

I get ready for school at half
past nine. I cycle to school. My
school starts at ten o'clock. I
return home at 4:30. Then I
have some snacks and do my
homework. I sometimes visit
parks with my friends.



I help my father with his work
on Saturdays. I also help my
mother in the kitchen. They
love me very much.

A. Read the text again and tick(✓) the right answer.

(i) Suresh has got

long hair.

☐

curly hair.

☒

straight hair.

☐

(ii) Does he wear pants?

Yes, he does.

☐

No, he doesn't.

☐

Never.

☐

(iii) Does his friend go jogging?

No, he doesn't.

☐

Yes, he does.

☐

Never.

☐

(iv) Does he wear shorts?

Yes, he does.

☐

No, he doesn't.

☐

Not at all.

☐

B. Read the text again and answer the following questions.

- (i) What time does Suresh get up?
- (ii) Does he play football?
- (iii) What is his friend's name?
- (iv) When does his school start?
- (v) How does he help his mother?

4. Fun with vocabulary:

Find the words from the story. Their meanings are given.

Clothes worn by children at school

U					R	
---	--	--	--	--	---	--

Work set by teachers to do at home

H							K
---	--	--	--	--	--	--	---

Running slowly and steadily

J				I	N	
---	--	--	--	---	---	--

Get back

R					N
---	--	--	--	--	---

5. Read and act.

Sudip: When do you get up every morning?

Deepa: I get up at 7:30. And what about you?

Sudip: I get up at six o'clock.

Deepa: Why do you get up so early?

Sudip: I go for a morning walk.

Deepa: Where do you go?

Sudip: To the riverside.



6. Look, listen and do.

A. Look at the picture and say who he is and where he is going.



B. Listen to the teacher or the tape and tick (✓) the right answer.

(i) Janak gets up:

at seven.

☐

at six.

☒

at eight.

☐

(ii) He takes breakfast:

at seven.

☐

at six.

☒

at eight.

☐

7. Read and say.

What can you do in a day?

Wake in the morning,

Wash and dress,

Eat your breakfast—make a mess.

Paint your face,

Dance and sing,

Draw a picture with a piece of chalk.

Scrub your hands,



Have some tea,

Watch a programme on TV.

Read a book,

Hop into bed

Dream all night, you sleepy head.



8. Look and write.



He is going to school.



9. Fun with spelling:

I'm eleven years old.

I've got dark curly hair.

Now use contracted form.

She is writing a letter.

He does not go for a walk.

I do not like meat.

I am washing my face.

She has eaten food.

They do not sing English songs.

I'm tall.

I don't like shorts.

She's writing a letter.

He doesn't go for
a walk.


.....

.....

.....

.....

10. A game:



Tips to the teacher:

- Students stand in a circle.
- Teacher stands at the centre of the circle and plays the role of Mr Chankhey.
- Students ask – What's the time, Mr Chankhey?, and take one step towards the teacher.
- Teacher says- It's 9 . . . 10 . . . 11 o'clock.
- Students go on asking and moving closer to the teacher.
- When students are very close, teacher says - It's 12 o'clock. It is my lunch time and runs to catch the children.
- Students run fast to the safety line.

11. Fun with writing:

Write about yourself.

My name is I am old.

I get up After that

The elephant and the tortoise

1. Look, read and act.

Dinesh: Hello, Lokesh!

Lokesh: Hi ! Dinesh!

Dinesh: How was your holiday?

Lokesh: Great! And yours?

Dinesh: Very good. Where did you go on Saturday?

Lokesh: Well, I went to the zoo.

Dinesh: What did you see there?

Lokesh: Many animals. I saw elephants, tigers, lions, and many others. And what did you do on Saturday, Dinesh?

Dinesh: Well, I watched a football match on T.V.

Lokesh: How was the match?

Dinesh: Very exciting.



2. Pair-work:

Get into pairs and discuss how your holiday was. Act out like Dinesh and Lokesh.

Tips to the teacher:

Divide the class into twos.

Ask each pair to discuss what they did/where they went/whom they met, etc. like Dinesh and Lokesh.

Go around the class helping pairs with their problems.

Sometimes stop the class and ask them to concentrate on a particular pair.

3. Read and answer.

What did the elephant promise at last?



One day the elephant and the tortoise were in the forest. The tortoise could not reach the leaves. His legs were too short.

The elephant said, "Hello, Short legs!"

"I'm little", said the tortoise, and my legs are too short to reach the leaves, but I can jump over your head!"

"Oh, no! You can't!" said the elephant.

The tortoise said, "Tomorrow I'll jump over your head and you will call me 'Mr Tortoise'. Do you agree?"

The elephant didn't believe that the tortoise could jump, so he said, "Yes I agree."

The tortoise went home to meet his wife. He said to her, "Tomorrow, please stand in the grass beside the elephant. When I say 'Aha' you come out of the grass and say 'Ehe!'"

The next day the tortoise said, "Look at me! Mr Elephant. I will say 'Aha!' and then jump over your head. Are you ready?"

The elephant said, "Yes, I'm ready."

The tortoise bent to jump and shouted 'Aha!' Then his wife came out of the grass and shouted, 'Ehe!'

Then the elephant said, "I didn't know you were so clever. You jumped so high that I couldn't see you. I'm sorry, Mr Tortoise. I will never call you Short Legs again." And from that day, the elephant always said "Good morning, Mr Tortoise."

A. Read and write.

- (i) Who had the long legs, the elephant or the tortoise?
- (ii) Who could not reach the leaves?
- (iii) Did the tortoise like the name 'Short Legs'?
- (iv) Who was so clever?
- (v) Who had a wife?

B. Choose the correct letter from the box.

Examples:

M
m

Mr Tortoise

U
u

Jump over.

(i) E
e

El-phant

(ii) T
t

-ortoise

(iii) G
g

-ood morning

(iv) E
e

Cl-ver


4. Write about yourself.

- (i) How many legs do you have?
- (ii) Do you have long or short legs?
- (iii) Can you jump over a tall tree?
- (iv) Can you run fast?
- (v) Are you clever?


5. Look and write.

Look at these two pictures. What are the four ways in which Picture 'A' is different from picture 'B'?

Picture 'A'



Picture 'B'



6. A chant:

Run rabbit, run rabbit, run, run, run !
Here comes an elephant who'll spoil your fun.
He will try to chase you right away,
So run rabbit, run rabbit, run, run, run !



7. Listen to the teacher or the tape and tick (✓) the best answer.

(i) Pemba wants to go to the

market

☐

library

☒

temple

☐

(ii) Lakpa has to go

ahead

☐

back

☒

to the left

☐

8. Choose the correct words from the brackets.

(i) You come to school on time. (must/mustn't)

(ii) You eat stale food. (must/mustn't)

(iii) She wash hands before meal. (must,mustn't)

(iv) They quarrel with friends. (must/mustn't)

9. A Game:



Komal was born on Sunday
in 1995 in Jhapa.

Anita was born on Tuesday
in 1991 in Biratnagar.

Tips to the teacher:

Go around. Ask three friends – “What day/year were you born? Where were you born?”

Tell your class about the day, year and place they were born?

10. Fun with grammar:

Singular and plural

Singular

a book

an apple

a bench

a box

Plural

two books


three apples

four benches


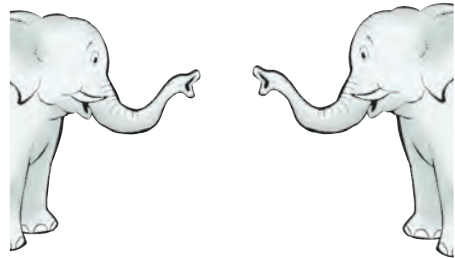
five boxes

Singular denotes one and plural denotes more than one. We add '-s or '-es' to make plurals.

Write.



an elephant



A brave woman

1. Look, listen and say.

A: How much rice did you eat?

B: A little.

A: How many books
did you buy?

B: Six.

A: How much money
did you earn?

B: A lot.

A: How many times
did you go there?

B: Five times.



Make similar conversations.

curd/eat

How much curd did you eat?

A lot.

shirts/buy

.....

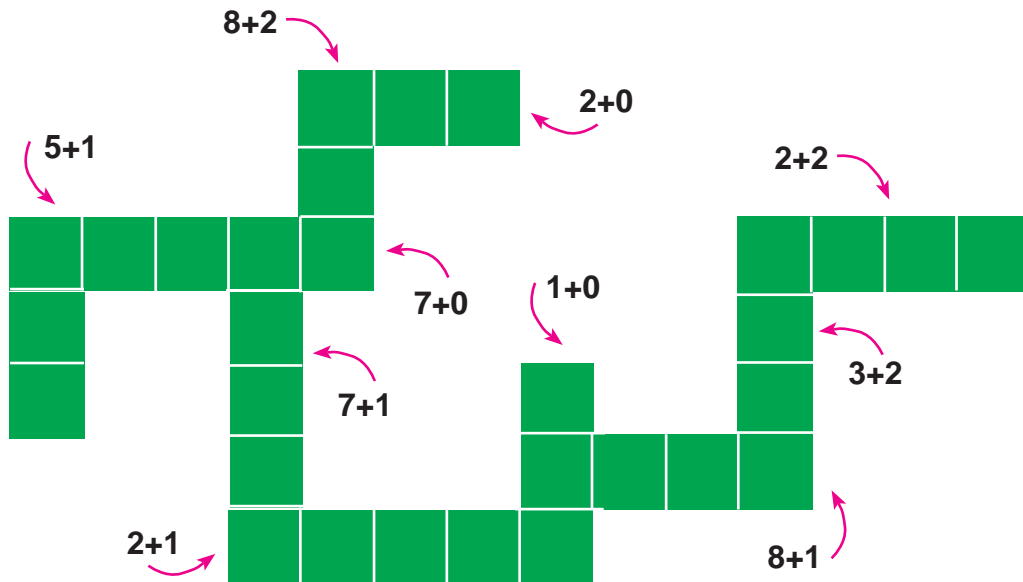
apples/eat

.....

milk/drink

.....

2. Find the number puzzle.



3. Listen and read.

There was a man, who did a great deed,

That he ploughed and sowed a seed.

What was the first seed,

That he sowed?

What was the first crop,

That he mowed?

We have now many crops and many seeds,

We don't know who did those great deeds.



Read the poem and find the rhyming words.

Seed

.....

Sowed

.....

4. Look, listen and do.

- A. Look at the picture and say who she is and what great deed she did.
- B. Listen to the tape or your teacher and complete the following sentences.



- (i) Mother Teresa was born in
- (ii) She taught for years.
- (iii) She left school in
- (iv) She saw people.

5. Read and answer.

Which is the tallest mountain in Europe?

Pasang Lhamu Sherpa was born in 2017 BS in Solukhumbu district. Her father's name is Phurba Kitar Sherpa. Her mother's name is Angdaki Sherpa. Pasang was a brave girl. Her father was also a mountaineer. Pasang wanted to be a mountaineer, too.



In 1989, she climbed Pisaangchule Mountain. It is 6091 meters high. It is in Manang district. She climbed Mount Blanc in 1990. It is 4807 meters high. It is in France. It is the tallest mountain in Europe. She first tried to climb Mt. Everest in 1990 and then in 1991. She couldn't succeed in her either attempt. The weather was not good.

She again tried in 1992. She failed in her third attempt again. Finally, she climbed Mt. Everest in 1993 (22 April). She became the first Nepalese woman to climb Mt. Everest. What a great deed!

A. Read the story and answer the following questions.

- (i) When was Pasang Lamhu Sherpa born?
- (ii) What is her mother's name?
- (iii) Name two other mountains she climbed before Mt. Everest.
- (iv) When did she try first for Mt. Everest?

B. Write 'T' for true and 'F' for false statements.

- (i) Her father was a doctor.
- (ii) She climbed Mt. Everest in her fourth attempt.

6. Fun with vocabulary:

A. Match the words with the similar meanings.

attempt	got failure
succeed	a person who climbs the mountain
mountaineer	trial
finally	achieve
failed	at last

B. Use the following words in the blank spaces.

brave mountaineer is attempt tallest

- (i) Ramesh is a boy. He can stay alone in the forest.
- (ii) In her second, she couldn't make tea.
- (iii) He is the boy in his class.
- (iv) I want to be a in future.
- (v) My village in Pyuthan.

7. Pair-work:

Read and act.

A: Why is Pasang so famous?

B: Because she was the first Nepalese woman to climb Mt. Everest.

A: When did she climb Mt. Everest?

B: She climbed it in 1993.

8. Look and match.

Look at the pictures and match them with the sentences.

He helped the swan.



He shot the swan.



The swan fell down.



9. Fun with spelling:

Look at the pictures and make words.



ABKSEBLLAT



NMTNAOBDI



VELLYBALOL



OOBATLLF

10. Punctuate.

Look.

Pasang Lhamu Sherpa was born in 2017 BS in Solukhumbu district. Her father's name is Phurba Kitar Sherpa. Her mother's name is Angdaki Sherpa.

The first letter of names of persons and places is capital. The first letter of a sentence is capital.

Use full stop (.), apostrophe (') and capital letters.

my name is astha joshi i was born in makawanpur my fathers name is surendra joshi my mothers name is namrata joshi

11. Read and write.

Rabindra/1964/Sunday/Surkhet

Rabindra was born in 1964.

He was born on Sunday.

He was born in Surkhet.



Rosy/1974/Monday/Pokhara

.....
.....
.....



Kamal/1973/Friday/Kathmandu

.....
.....
.....



Sanju/1999/Saturday/Ilam

.....
.....
.....



12. Fun with writing:

Read about Pasang Lahmu Sherpa once again. Now write a similar paragraph about your sister.

*My sister's name is She is a
She is years old. She lives at*

1. Look, listen and say.

A: How often do you go to the zoo?

B: Sometimes.



A: How often do you go to school?

B: Everyday.



A: How often do you go on a picnic?

B: Sometimes.



A: How often do you brush your teeth?

B: Always.



A: How often do you dance?

B: Never.



2. Have similar conversations.

Wash your clothes.

A: How often do you wash your clothes?

B: Sometimes.

Cut your nails.

Comb your hair.

Polish your shoes.

Drink coffee.

Listen to English songs.

3. Read and say.

Do you know anyone,
Do you know anyone,
Who always feels shy?

If you push him,
If you push him,
He never says 'why'.

If you beat him,
If you beat him,
He often makes you cry.



4. Look, listen and do.

A. Look at the picture and answer the following questions.

- (i) Who are they?
- (ii) Where are they?



B. Listen to the teacher or the tape and complete the following sentences with the words given in the box.

usually	sometimes	always	often	never
---------	-----------	--------	-------	-------

- (i) Gopal makes a noise in class.
- (ii) He does his homework.
- (iii) He quarrels with his friends.
- (iv) He comes to school late.
- (v) Teachers are angry with him.

5. Read and answer.

Where are ostriches generally found?

Ostriches are the largest and strongest of living birds. They do not fly at all. They are generally found only in Africa. They are about 8 ft tall. They weigh up to 136 kg. They have long necks and small heads. They also have large eyes and short, broad beaks.



Ostriches spread their small wings when running. They can run as fast as a horse. They can run about 65 km/h. They have long, powerful legs that are used for defense. Their feet have only two toes. Male ostriches are black.

Ostriches usually eat plants. They sometimes eat small reptiles. They mostly live in dry plains and deserts. They often have to search for water. They can go for a long time without drinking if they have enough green plants to eat.

The females lay yellowish-white eggs. The eggs weigh about 1.4 kg.

A. Answer the following questions.

- (i) Which is the largest living bird in the world?
- (ii) Where do ostriches live?
- (iii) Do they have wings?
- (iv) What do they use for fighting?
- (v) What do they normally eat?

B. Draw a picture of an ostrich in your exercise book.

6. Fun with vocabulary:

Match the following words with their opposite meanings.

- | | |
|---------------|---------------|
| (a) largest | (i) never |
| (b) living | (ii) short |
| (c) strongest | (iii) dead |
| (d) long | (iv) smallest |
| (e) defense | (v) attack |
| (f) always | (vi) weakest |

7. Pair-work:

A: How often do you brush your teeth?

B: Everyday.

A:

B:

Tips to the teacher

Divide the class into pairs.

Ask each pair to make sensible sentences from the table given below.

The pair who makes more sentences in 5 minutes will be the winner.

We	often		fish.
People	never	eat	dolls.
Children	sometimes	sit on	balloons.
Dogs	always	play with	chairs
	usually		grass
			chocolates

9. Fun with spelling (-er/-est):

Complete the following table. Do as in the example.

large	larger	the largest
strong
small
long
fast

10. Fun with grammar:

We use 'the' article with superlative degrees.




An ostrich is *the largest bird*.

large



A humming animal.

small



..... animal.

big

11. Fun with writing:

Answer the following questions in one paragraph.

- (i) What do you sometimes do?
- (ii) What do you always do?
- (iii) What do you do everyday?
- (iv) What do you never do?

I sometimes

1. Look, listen and say.

A: What did you do yesterday?

B: I went to a party.

A: What did you do there?

B: I sang and danced.

A: Oh, really?

B: How about you?

A: Well, I went on a picnic.

B: How was it?

A: It was lovely.

2. Have similar conversations.

Example:

Go to a wedding party

A: What did you do yesterday?

B: I went to a wedding party.

Visit my uncle

See a dentist

Go to the cinema


Go to the zoo

Watch football match

3. A chant:

One, two, three, four, five,
Once I caught a fish alive;
Six, seven, eight, nine, ten,
Then I let it go again.
Why did you let it go?
Because it bit my finger so.
Which finger did it bite?
This little finger on the right.

Fill up the crossword puzzle.



4. Look, listen and do.

A. Look at the picture and answer the following questions.



A: Who are laughing?

B: What came out of the bag?

B. Listen to the teacher or the tape and tick (✓) the best answer.

(i) Priti got up at:

8:30

7:00

8:00

(ii) She could not have a wash because there was no:

water

bathroom

soap

(iii) A frog came out of her:

class

bathroom

bag

5. Read and answer.

What made the landlord a good man?



Once upon a time there lived a landlord. He was a bad man. He was also very cruel. He never smiled, he never laughed and he never, never danced. Because he never smiled or laughed or danced, he never allowed his servants to smile or laugh or dance.

So his servants were sad all the time. They worked all day long in the field. Sometimes the landlord did not let his servants stop, rest or eat. When the servants asked him for food, he shouted, "No! Keep working!"

A bird lived high up in the sky. She watched all this for a long time and she could see that the landlord was very bad. She flew down and began to sing a beautiful song. When the people heard the song, they stopped working. They smiled. They laughed. They danced. They danced all over the field.

The cruel landlord came out of his house and shouted, "Stop!"

Then the bird said,
"Landlord, you've been very bad. You didn't give your people food. They couldn't sing or laugh or dance. So I'll punish you."

The bird sang her song again and the very bad andlord danced. He smiled, he laughed and he danced. He danced for three days and three nights. He could not stop.

After three days he fell down because he was so tired. "Bird, please stop your song", he said. The bird stopped singing. The landlord said to his servants, "Look! I've been a very bad man. From this day I'll be a good man."

Then he gave his servants food and they laughed and they smiled and they danced. And that was the end of very bad landlord.



A. Answer the following questions.

- (i) What was the landlord like?
- (ii) Why was he called a bad man?
- (iii) Why were the servants very sad?
- (iv) Who sang a beautiful song?
- (v) Did the landlord change his behaviour?

B. Put these sentences in the right order.

- (i) The servants were very unhappy because they had to work hard all day.
- (ii) The bird sang a beautiful song.
- (iii) The bad landlord never smiled, he never laughed and he never danced.
- (iv) There was once a bad landlord.
- (v) A bird lived high up in the sky.

6. Fun with spelling:

Rearrange the letters to make meaningful words:

CEDAN

DANCE

SGIN

.....

SEVRATSN

.....

SMEIL

.....

LUAGH

.....

7. Fun with vocabulary:

land + lord = landlord

..... + = motorbike

..... + = classroom

..... + = girlfriend

..... + = toothpaste

..... + = blackboard



8. Pair-work:

Prakash: Hallo, Pooja!

Pooja: Hi, Prakash.

Prakash: How was the party last night?

Pooja: Very lovely, indeed.

Prakash: What did you do there?

Pooja: Well, I sang, and danced.

Prakash: Wow! You had a great time there.

Pooja: How about you, Prakash? What did you do last evening?

Prakash: Well, I just laughed, laughed and laughed. I laughed a lot.

Pooja: Oh, really?

9. Fun with grammar:

Everyday

I write a letter.

I sing a song.

We dance.

He plays football.

They drink milk.

She cooks *dalbhat*.

Yesterday

I wrote a letter.

.....

.....

.....

.....

.....

10. A game:

Mime Your Day

Tips to the teacher

Divide the class into pairs.

Ask each pair to work out a mime of their day.

Mime a series of actions showing the things you did yesterday, e.g. wake up, get dressed, go to school, eat lunch, etc. Pupils say what you did.

Pupils act out their mime for the class.

Encourage the other children to comment or ask questions about what is happening.

12. Fun with writing:

Write a paragraph about what you did yesterday.

*Yesterday I got up at 7 o'clock in the morning. After
that I had a wash*

.....

.....

A clever little girl and an ogre

1. Look, listen and say.

Anisha : I'm going to a wedding party.
Will you come with me?

Onisha : Yes, please.

Anisha : I'm going to the cinema. Will
you come with me?

Onisha : No, thank you.

Anisha : I'm going to the butcher's.
Will you come with me?

Onisha : Yes, please.



2. Have similar conversations.

Example:

Go to the zoo

A: I'm going to the zoo. Will you come
with me?

B: Yes, please.

Go to the cinema

Go to the dentist

Go to the library


Go to the grocer's

Go to the *Rodighar*

3. Look, listen and do.

A. Look at the picture and answer the following questions.

- (i) Are they Nepalese?
- (ii) What do they do?



B. Listen to the teacher or the tape and write the answer.

- (i) Where is Jerry from?
- (ii) Is Tom British or American?
- (iii) Is Jerry older than Tom?
- (iv) Who's the tallest, Tom or Jerry?
- (v) What colour is Tom's coat?

4. Read and answer.

Where did Mrs Ogre live?

Once upon a time there was a very clever little girl. Her mother always told her never to follow strangers, because some of them were very bad ogres. Everybody knows that ogres like to eat children for supper!



Mrs. Ogre lived in the village. She was a bad ogre. Everyday she went to town to look for little children to eat. But the children were very clever. When they saw Mrs. Ogre, they ran home quickly. Mrs. Ogre got very hungry. She also became very thin.

One day she had a good idea. She put on a dress and a scarf to hide her face. "I look beautiful!" she said to herself looking into the mirror.

She went to the town and she saw a little girl.

"Little girl, little girl," said Mrs Ogre, "Come to my house. I'll give you some sweets and dolls. Will you come with me?"

The little girl looked at the ogre for a long time. She looked at the beautiful dress and the red scarf. But she saw two legs with a lot of green hair. She saw two feet, but she saw fourteen toes. The toes were green and red, and yellow and blue.

"This is a bad ogre," thought the little girl. She said, "I know you. Your name is Mrs Ogre. No, I'll not come to your house. I do not want your sweets or dolls. I'll call my father."

"Oh, no!" cried Mrs Ogre and she ran away. "The children in this town are very clever" she said, "I'll never eat anybody here."

So, children never go away with strange people when they ask you. It might be Mrs Ogre.



A. Answer the following questions.

- (i) What do ogres like to eat?
- (ii) What did Mrs Ogre put on her head?
- (iii) Did Mrs Ogre look beautiful?
- (iv) How many toes did Mrs Ogre have?
- (e) What colours were her toes?
- (f) Was the little girl clever?

B. Write 'T' for true and 'F' for false sentences.

- (i) Mrs Orge was a good woman.
- (ii) She became very thin.
- (iii) She gave dolls to the little girl.
- (iv) The little girl visited Mrs Orge's house.

5. Match the sentences with the correct pictures.

- (i) The woman is very fat.



- (ii) The little girl is wearing a scarf.



- (iii) The woman is wearing a beautiful sari.



- (iv) The boy is looking sad.



- (v) The man is looking very happy.



- (vi) The woman has a long nose.



6. Fun with grammar:

What do you say?

Yes, please *or* No, thank you.

- (i) Your grandma is going to the market. She says,
"Will you come with me?"
-

- (ii) Your father is going to the shop. He says, "Will you
come with me?"
-

- (iii) A witch says, " Will you come with me? I'll give
you some sweets."
-

- (iv) A stranger asks you, "Will you come in my car? I'll
give you some chocolates."
-

- (v) Your friend asks you, "Will you come to my
birthday party?"
-

7. A chant:

Two, Two Twenty-Two,

Don't wear! It's a dirty shoe.

Three, Three Thirty-Three,

Be careful! It's a broken tree.

Four, Four Forty-Four,

Stop! It's a slippery floor.

Five, Five Fifty-Five,

Look out! It's a hive.



8. A game (Blackboard bingo):

Tips to the teacher

Divide the class into pairs.

Write 10 to 15 words on the board which you like to teach them.

Ask each pair to write down any five words.

Read out the words one by one in any order.

If the pupils have written one of the words you call out they cross it off. When they have crossed off all the five words, they tell you by shouting "BINGO"

10.Copy.

Will you come to my birthday party?

11.Fun with writing:

Write about your friend.

- (i) What is your friend's name?
- (ii) What colour is your friend's shirt?
- (iii) Is your friend happy or sad?
- (iv) What colour is your friend's hair?
- (v) Does your friend have green and yellow toes?

1. Look, listen and say.

A: Does a cow live in the shed?


B: Yes, it does.



A: Do fishes live in water?


B: Yes, they do.

A: Does an elephant eat meat?



B: No, it doesn't.

A: Do tigers live in the jungle?



B: Yes, they do.



2. Have similar conversations.

Example:

Play football

A: Do you play football?

B: Yes, I do.

A: Do you play cricket?

B: No, I don't.

Sing songs

Watch football match

See Nepali films

Ride a horse

3. A chant:

Cats purr.

Lions roar.

Owls hoot.

Bears snore.

Crickets creak.

Mice squeak.

Sheep baa.

But I speak!

Monkeys chatter.

Cows moo.

Ducks quack.

Pigeons coo.

Pigs squeak.

Horses neigh.

Chickens cluck.

But I say!

Flies hum.

Dogs growl.

Bats screech.

Wolves howl.

Frogs croak.

Parrots squawk.

Bees buzz.

But I talk!

4. Find the words and encircle them.

DE CHATTER DFM OOLKQUACKDRGT

PRCOOKLSQUEAKGHTNEIGHKLIOJ

KCLUCKOKHUMLOGROWLSCREECH

HOWLJKCROAKPOLSQLAWKHJYUL

chatter

moo

coo

quack

squeak

neigh

cluck

hum

growl

screech

howl

croak

5. Look, listen and do.

A. Look at the picture and answer the following questions.

- (i) What can you see in the cage?
- (ii) What is the boy doing?



B. Listen to the teacher or the tape and answer the following questions.

- (i) Who is Gopi?
- (ii) What does he say in the morning?
- (iii) What does he eat?

6. Read and answer.

Who were close friends?



Once there lived a farmer. He had a cow and a donkey. He called the donkey, 'Dambaru'. He called the cow, 'Rani'.

Dambaru and Rani were close friends. They helped each other.

One day Dambaru was sad. His friend, Rani was in trouble. She called him near a bush.

“Moo, I have a baby calf here, Dambaru. The farmer does not know about it. I am afraid that it will catch a cold,” she said.

“Hee-haw! I will go and tell the farmer about it, “ said Dambaru.

But he could not go out of the field. He just kept on shouting, “Hee-haw!”

The farmer’s children, Abdul and Juhi heard him.

They came to Dambaru.

“Hee-haw! Rani has a baby calf,” said Dambaru.

“Moo! Come out and look here,” cried Rani.

The children took the baby calf to the cowshed. Rani was very happy. “Thanks a lot for helping me,” she mooed.

Abdul and Juhi gave him a carrot. Dambaru was very happy.

“It’s a present from Rani,” said the children.

“Hee-haw! Thank you!” said Dambaru.



A. Answer the following questions.

- (i) What was the name of the cow?
- (ii) Who was Dambaru?
- (iii) Why was Rani sad?
- (iv) Who was in trouble?
- (v) Where did the children take the baby calf?

B. Who said the following?

- (i) "Moo, I have a baby calf."
.....
- (ii) "Hee-haw! I will go and tell the farmer about it."
.....
- (iii) "Thanks a lot for helping me."
.....
- (iv) "It's a present from Rani."
.....

7. Fun with vocabulary:

Solve the puzzle.

- | | | |
|-------------------------------------|---------|---------|
| (i) A place where
a cow lives | owshdec | cowshed |
| (ii) A place where
a dog lives | keneln | |
| (iii) A place where
a lion lives | end | |

(iv) A place where
a monkey lives

eert

.....

(v) A place where
a goat lives

nep

.....

8. Fun with spelling:

Change into plural.

child

children

mouse

.....

donkey

.....

carrot

.....

monkey

.....

ox

.....

bench

.....

9. Pair-work:

cow/shed

A: Where does a cow live?

B: A cow lives in a shed.

bees/hive

A: Where do?


B: Bees live in a



crocodiles/water

A: Where do ?

B:



mice/hole

A: Where do ?

B: They



10. Fun with writing:

Look at the picture and write a paragraph.

A dog is an animal. It has
tail. It has eyes.



11. A game

Hide and seek

Tips to the teacher

Call two students to the front of the class.

Ask student no.1 to go out of the classroom.

Ask student no. 2 to hide something
(e.g. a pencil) somewhere in the class.

Call back student no. 1 into the classroom.

Student no.2 asks student no.1 'Where is the pencil?'

Student no.1 says, 'Is it in your pocket/in your bag/on
the table/under the chair, etc?'

Everybody says, 'No, it isn't.' (for no) and 'Yes, it is.' (for yes).

Finally everybody claps if the answer is correct.

Repeat the same procedures with another pairs.



The six men and the elephant

1. Look, listen and say.

A: What does it look like?

B: It looks like a ball.



A: What does it look like?

B: It looks like a tiger.




A: What does it look like?

B: It looks like a snake.



A: What does it look like?

B: It looks like a camera.



2. Have similar conversations.

A: What does it look like?

B: It looks like a doll.

3. A chant:



A naughty monkey

When I say, "Hi!"

Chankhay says, "Goodbye!"

When I say, "Laugh."

He starts to cry.

When I say, "You're stupid."

He says, "I'm clever."

When I say, "Always."

He says, "Never."

When I say, "Stand up!"

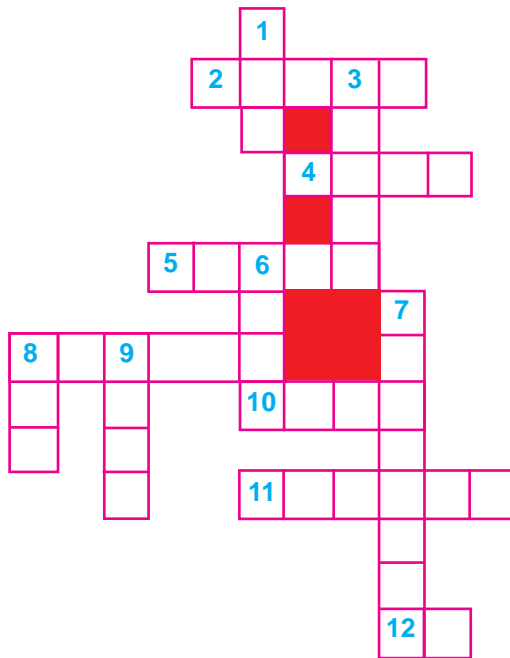
He always sits down.

Whatever I say

He does the opposite.



4. Write the opposite of these words in the crossword.



Across

- 2. last
- 4. west
- 5. wrong
- 8. mother
- 10. hate
- 11. brother
- 12. yes

Down

- 1. small
- 3. finish
- 6. boy
- 7. answer
- 8. thin
- 9. short

5. Look, listen and do.

A. Look at the picture and answer the following questions.

- (i) What can you see in the picture?
- (ii) What are they eating?



B. Listen to the teacher or the tape and tick (✓) what Micky Mouse likes to eat.

Ice-cream	<input type="checkbox"/>
Cheese	<input checked="" type="checkbox"/>
Vegetables	<input type="checkbox"/>
Cake	<input checked="" type="checkbox"/>
Chocolate	<input type="checkbox"/>
Apple	<input checked="" type="checkbox"/>
Potato	<input type="checkbox"/>
Carrot	<input checked="" type="checkbox"/>

6. Read and answer.

Who said an elephant is like a flag?


Once upon a time there were six men. They lived in a town in China. They had never seen an elephant. Everybody thought they were very clever. They talked and talked all day long. They talked very loudly and they argued. Each man thought he was the cleverest.

One day the king gave the men a test. He brought an elephant to the front of the palace. The men didn't know what an elephant looked like. They couldn't see it but they could touch it.

The king said, "Touch the elephant. Tell me what it looks like. Let's see who is the cleverest."

The first man touched the elephant's body. It felt big and wide. "An elephant is like a wall," he said.

The second man touched the elephant's tusk. It felt smooth and hard and sharp. "An elephant is like a spear," he said.



The third man touched the elephant's trunk. It felt long and thin and squirmy. "An elephant is like a snake," he said.

The fourth man touched the elephant's leg. It felt rough and hard and round. "An elephant is like a tree," he said.

The fifth man touched the elephant's ear. It felt thin and it moved. "An elephant is like a flag," he said.

The sixth man touched the elephant's tail. It felt long and thin and strong. "An elephant is like a rope," he said.

The king laughed and laughed. All the people laughed too. The men did not understand. The king said, "You are not very clever. You only touched the part of the elephant. You did not feel the whole animal. An elephant is not like a wall, or a spear, or a snake, or a tree, or a flag, or a rope."

After that day the men always talked very quietly and they never argued.

A. Answer the following questions.

- (i) Where did the six men live?
- (ii) What did each of them think about themselves?
- (iii) What did the king bring to test them?
- (iv) Who said an elephant is like a tree?
- (v) Why did the king laugh?

B. Who said the following? Match with an arrow.

"An elephant is like a rope."

the first man

"An elephant is like a wall."

the second man

"An elephant is like a snake."

the third man

"An elephant is like a tree."

the fourth man

"An elephant is like a spear."

the fifth man

"An elephant is like a flag."

the sixth man

7. Fun with vocabulary:

Find these words in the puzzle box.

brought	touched	laughed	squirmy	palace
---------	---------	---------	---------	--------

A	J	B	P	M	N	Y	N	A	S
B	C	B	A	F	T	H	G	F	Q
C	I	R	L	A	U	G	H	E	D
G	T	O	A	N	K	G	N	O	W
T	O	U	C	H	E	D	L	O	R
G	R	G	E	M	T	U	O	P	E
U	F	H	S	Q	U	I	R	M	Y
I	R	T	D	B	G	H	J	I	O

8. Pair-work:

duster

A: What does it look like?

B: It looks like a duster.



key

A: What does it look like?

B: It looks like a



pitcher

A: What does it look like?

B: It looks like a




9. Fun with writing:

Look at the picture and write a paragraph:

An elephant is the largest animal. It has trunk.

It has eyes.

.....



10. A game:

Guess

It feels like a stone.



Tips to the teacher

Put an object in a bag. Divide the class into pairs.

Call one student from one of the pairs to the front of the class. Ask the student to touch the bag and say what it feels like. The student says, "It feels like....."

If the guess is correct, everybody claps. The pair who guesses more objects will be the winner.

11. A riddle:

I am a room without any doors or windows.

What am I?

1. Look, listen and say.

A: What's the first day of the week?

B: It's Sunday.

A: Which is the seventh month of the year?

B: It's *Kartik*.

A: What's the tenth letter in English Alphabet?

B: It's J.



2. Have similar conversations.

Monday

A: What's the second day of the week?

B: It's Monday.

Thursday

April


Wednesday

May

3. A chant:

Little cat, little cat,
As you sat on the mat.
Did you dream of a mouse
Or a great big rat?

Oh, no! Not so!
For I always dream
Of a dish, full of fish
And a bowl, full of cream.



Find the words from the chant.

shid

dish

eamdr

.....

usemo

.....

eatgr

.....

ttleli

.....

eamcr

.....

4. Look, listen and do.

A. Look at the picture and answer the following questions.

- (i) What are they doing?
- (ii) What is in the balloon?



B. Listen to the teacher or the tape and answer the following questions.

(i) When is Holi celebrated?

.....

(ii) What do people throw at one another?

.....

5. Read and answer.

Deepawali

What do we do on Bhaitika?



Deepawali is called the festival of light. It is also known as *Tihar* and *Yamapanchaka*. It is celebrated in the month of *Kartik*. It lasts for five days.

The first day is known as the day of crows. On this day, crows are worshipped. People give good food to them.

The second day is known as the day of dogs. On this day, people worship dogs. They give good food to dogs. They also put a garland around their necks.

Laxmi Pooja falls on the third day. This is a very special day for the Hindus. On this day, people worship Goddess *Laxmi*. They light candles and *Diyos*. They also play *Deushi* and *Bhailo* on this occasion. Children play swing. They also play with crackers and fire-works.

On the fourth day, Newar people observe *Mhapooja*. It is the festival of worshipping oneself. The final day is the day of *Bhaitika*. On this day brothers receive *Tika* and sweets from their sisters. Sisters get gifts from their brothers.

6. Fun with vocabulary:

Make a list of Nepali words from the lesson.

Diyo

.....

.....

.....

.....

.....

7. Pair-work:

Last day/Saturday

A: What is the last day of the week?

B: It's Saturday.



Second month/February

A: Which is the second month of the year?

B: It's

Tenth month/October

A: Which is?

B: It's

Fifth month/May

A: Which is?

B: It's

Last month/December

A: Which is the?

B: It's

8. Fun with writing:

Write a short paragraph on Dashain festival.

Dashain is our national festival

.....

.....

.....

.....

.....

9. Fun with spelling:

Complete the following.

- | | | | |
|-------|------------------------------------|--------|-------------------------------------|
| (i) | <input type="text" value="FIRST"/> | (ii) | <input type="text" value="SECOND"/> |
| (iii) | <input type="text" value="....."/> | (iv) | <input type="text" value="....."/> |
| (v) | <input type="text" value="....."/> | (vi) | <input type="text" value="....."/> |
| (vii) | <input type="text" value="....."/> | (viii) | <input type="text" value="....."/> |
| (ix) | <input type="text" value="....."/> | (x) | <input type="text" value="....."/> |

10. Fun with grammar:

A. Choose the correct form of verbs from the brackets.

- (i) People worship God.
- (ii) I worship God.
- (iv) He worships God.
- (v) He to school. (go/goes)
- (vi) They to school. (go/goes)
- (vii) She to school. (go/goes)
- (viii) They football. (play/plays)
- (ix) He football. (play/plays)

B. Make sentences.

play/basketball

He plays basketball.

I play basketball.

They play basketball.

Write/a letter

He

I

They

Sing/a song

He

I

They

11. Copy.

Sunday is the first day of the week.

1. Look, listen and say.

A: What's the first day of the week?

B: It's Sunday.

A: Which is the seventh month of the year?

B: It's *Kartik*.

A: What's the tenth letter in English Alphabet?

B: It's J.



2. Have similar conversations.

Monday

A: What's the second day of the week?

B: It's Monday.

Thursday

April


Wednesday

May

3. A chant:

Little cat, little cat,
As you sat on the mat.
Did you dream of a mouse
Or a great big rat?

Oh, no! Not so!
For I always dream
Of a dish, full of fish
And a bowl, full of cream.



Find the words from the chant.

shid

dish

eamdr

.....

usemo

.....

eatgr

.....

ttleli

.....

eamcr

.....

4. Look, listen and do.

A. Look at the picture and answer the following questions.

- (i) What are they doing?
- (ii) What is in the balloon?



B. Listen to the teacher or the tape and answer the following questions.

(i) When is Holi celebrated?

.....

(ii) What do people throw at one another?

.....

5. Read and answer.

Deepawali

What do we do on Bhaitika?



Deepawali is called the festival of light. It is also known as *Tihar* and *Yamapanchaka*. It is celebrated in the month of *Kartik*. It lasts for five days.

The first day is known as the day of crows. On this day, crows are worshipped. People give good food to them.

The second day is known as the day of dogs. On this day, people worship dogs. They give good food to dogs. They also put a garland around their necks.

Laxmi Pooja falls on the third day. This is a very special day for the Hindus. On this day, people worship Goddess *Laxmi*. They light candles and *Diyos*. They also play *Deushi* and *Bhailo* on this occasion. Children play swing. They also play with crackers and fire-works.

On the fourth day, Newar people observe *Mhapooja*. It is the festival of worshipping oneself. The final day is the day of *Bhaitika*. On this day brothers receive *Tika* and sweets from their sisters. Sisters get gifts from their brothers.

6. Fun with vocabulary:

Make a list of Nepali words from the lesson.

Diyo

.....

.....

.....

.....

.....

7. Pair-work:

Last day/Saturday

A: What is the last day of the week?

B: It's Saturday.



Second month/February

A: Which is the second month of the year?

B: It's

Tenth month/October

A: Which is?

B: It's

Fifth month/May

A: Which is?

B: It's

Last month/December

A: Which is the?

B: It's

8. Fun with writing:

Write a short paragraph on Dashain festival.

Dashain is our national festival

.....

.....

.....

.....

.....

9. Fun with spelling:

Complete the following.

- | | | | |
|-------|------------------------------------|--------|-------------------------------------|
| (i) | <input type="text" value="FIRST"/> | (ii) | <input type="text" value="SECOND"/> |
| (iii) | <input type="text" value="....."/> | (iv) | <input type="text" value="....."/> |
| (v) | <input type="text" value="....."/> | (vi) | <input type="text" value="....."/> |
| (vii) | <input type="text" value="....."/> | (viii) | <input type="text" value="....."/> |
| (ix) | <input type="text" value="....."/> | (x) | <input type="text" value="....."/> |

10. Fun with grammar:

A. Choose the correct form of verbs from the brackets.

- (i) People worship God.
- (ii) I worship God.
- (iv) He worships God.
- (v) He to school. (go/goes)
- (vi) They to school. (go/goes)
- (vii) She to school. (go/goes)
- (viii) They football. (play/plays)
- (ix) He football. (play/plays)

B. Make sentences.

play/basketball

He plays basketball.

I play basketball.

They play basketball.

Write/a letter

He

I

They

Sing/a song

He

I

They

11. Copy.

Sunday is the first day of the week.

Sports day

1. Look, listen and say.


A: Who runs faster than you?

B: Manish. He is the fastest runner in his class.



A: Who is shorter than you?

B: Anil. He is the shortest in his class.



A: Who is fatter than you?

B: Gita. She is the fattest girl in her class.



A: Who is taller than you?

B: Ravi. He is the tallest boy in his class.



2. A chant:

I jump out of bed in the morning
I jump out of bed in the morning
I jump out of bed in the morning
I hope it's a very nice day!



I jump out of bed
And stretch myself in the morning
I jump out of bed
And stretch myself in the morning



I jump out of bed
And stretch myself
And step in the bath ... in the morning

... and wash myself

... and dress myself

... and brush my teeth

... and comb my hair

... and eat my toast

... and wave goodbye

... and walk to school ... in the morning

I hope it's a very nice day!



Find the words from the chant.

whas

wash

dsres

.....

brsuh

.....

cmob

.....

eta

.....

wvae

.....

wkal

.....

3. Look, listen and do.

A. Look at the picture and answer the following questions.

- (i) Who is he?
- (ii) What is he doing?



B. Listen to the teacher or the tape and write whether the following statements are true or false.

- (i) David Beckham is a basketball player.
- (ii) He is from the United Kingdom.
- (iii) He was born in July.
- (iv) He is six feet eleven inch tall.

4. Read and answer.

Who is Mrs Gurung?

Mrs Gurung came into the class. "Good morning, Mrs Gurung," said all the children.

" Good morning, everyone," said Mrs Gurung.

"Listen everybody. Next day we are going to have a Sports Day at school. There will be many different races for all the children. I will put up a list of the events on the wall. Your parents can come to school to watch."

Sports Day

50 Meters Race

High Jump

Long Jump

100 Metres Race

Bag Race

Tomato and Spoon Race

The first race was the boys' fifty metres race. There were twenty boys in a line. Some of the boys were very tall. Prakash is taller than Hemant, but he was not the tallest boy in the race.

The teacher waved a flag. "On your marks, get set, go!"

All the boys ran as fast as they could. Prakash ran faster than the boy wearing a blue shirt. But Hemant ran very fast. He won the race. He is the fastest runner in his class.

"Well done, Hemant!" said Mrs Gurung, "You have done very well."



The next race was the girls' 100 metres race. Pooja and Priti stood in the line with their friends. "Look, Priti," said Pooja, "That girl with the yellow dress was the fastest runner last year. The teacher waved the flag. "On your marks, get set, go!"

All the girls ran off together. Priti ran as fast as she could but she could not pass the girl in the yellow dress. When they got to the line, they were still both together. Pooja was the fifth girl to pass the line. She was slower than Priti.

"Well done!" said Mrs Gurung, "We have two winners for the girls' race because you both passed the line at the same time."

A. Answer the following questions.

- (i) How many boys were there in the fifty meters' race?
- (ii) Was Prakash the tallest boy in the race?
- (iii) Who won the boys' fifty meters race?
- (iv) Who were the winners of the girls' race?

B. Complete the following sentences using the ideas from the text.

(i) Mrs Gurung came into the classroom and said,

"....."

(ii) Prakash is than Hemant.

(iii) Hemant is the runner in his class.

(iv) Pooja was than Priti.

5. Fun with punctuation:

Choose the right choice.

T

t

.....he next race was the girls' 100 metres race

.

?

P

p

.....ooja and

P

p

.....riti stood in the line with their friends.

L

I

".....ook, Priti," said Pooja,

T

t

".....hat girl with the yellow dress was the fastest runner last year

?

.

6. Fun with grammar:

Complete the following table.

clever	cleverer	the cleverest
fast		
tall		
big		
short		
fat		
intelligent	more intelligent	the most intelligent
beautiful		
useful		

7. Pair-work:



tall

Prakash is taller than Priti.

Priti is not as tall as Prakash.



short

The girl

The boy is not



fat

The dog is

The cat is not



beautiful

Pushpa is

Sneha is not

8. Fun with writing:

Answer the following questions in a paragraph.

- (i) Which game do you play?
- (ii) Where do you play?
- (iii) Who do you play with?
- (iv) When do you play?
- (v) Who taught you to play?

My best game is I play


.....

.....

.....

9. Fun with spelling:

Write the past tense of these words in the crossword.



Down

1. clean
4. like
5. see
6. point
9. eat
10. toast
12. close
14. touch
15. Watch
16. look
21. go
23. is

Across

2. make
3. live
6. play
7. say
8. run
11. hear
13. start
17. can
18. take
19. have
20. feel
22. are
24. drink
25. do
26. sit

**10. Here is a letter to invite your friend to your birthday party.
Complete it.**

Patan, Lalitpur

2nd Feb. 2015

Dear

.....
.....
.....

With love,

.....

11. A game (Martian):

Tips to the teacher

Draw a picture of a Martian on the board. Place your two forefingers on either side of your head and tell the class that you are Martian. Pretend that you are unfamiliar with games and sports, e.g. football, volleyball, carom, ludo, etc. The students should try to help you to understand but you must ask various questions like:

- | | |
|-----------------|---------------------|
| Martian: | What is football? |
| Student | 'A': It is a game. |
| Martian: | Where do we play? |
| Student | 'B': On the ground. |
| Martian: | What is the ground? |

12. Copy.

Prakash is taller than Pooja.

Listening text: One

Anil is a good boy. He studies in grade four. He is ten years old. He has a sister. Her name is Anisha. She studies in Grade two. Everybody says, "What a cute girl!". Anil helps his sister.

One day, Anisha was climbing stairs. Anil shouted, "Stop! It's slippery". He said, "Be careful! You may fall down."

Listening text: Two

Janak gets up at seven. Then, he goes for a short walk. He eats breakfast at 8:00. He generally eats bananas and bread. After that, he studies for an hour. He eats daal-bhat at 9:15. And then he puts on his school uniform. He always walks to school. He goes to school at 10. He returns home at ten to five. And then he goes to play. He likes basketball.

Listening text: Three

Pemba: Excuse me. How can I get to the library?

Lakpa: Oh, yes. Just go ahead and it's the first building on your right.

Pemba: Thank you very much.

Lakpa: You're welcome.

Listening text: Four

Mother Teresa was born in Macedonia. She helped poor people for a long time. She was a teacher in a school. She taught for twenty years. She saw many poor people in the streets. They were poor, sick and dying. She helped them. In 1948, she left the school.

Listening text: Five

I have a friend. His name is Gopal. We study together in class four. He always makes a noise in class. He never does his homework. He sometimes quarrels with his friends. He often comes to school late. Teachers are usually angry with him. But he never listens to them.

Listening text: Six

I'm Priti. Yesterday was a bad day for me. I got up at 8 o'clock in the morning. I missed my tea because I was late. I couldn't have a wash as there was no water. Mr. Gurung, my English teacher, was very angry with me. I was late for my English lesson. When I opened my bag, a big frog jumped out of it. Everybody was frightened. They also laughed, and laughed and laughed for a long time.

Listening text: Seven

Clever Tom and Jerry are spies. Tom is from the USA and Jerry is from Britain. Tom is two years older than Jerry. He is twenty-two. But Jerry is the tallest. She is 10 cm taller than Tom. She is 1m 52.

They always wear long dark coats and hats. Tom's coat is brown and Jerry's is black. Tom has got short blonde hair and blue eyes. Jerry has got long dark hair and her eyes are the same colour as Tom's.

Listening text: Eight

Kapil has a parrot, Gopi. Gopi is very clever. He loves chatting. He always says, " Gopi Krishna ". He eats green chillies and guavas. He always greets Kapil in the morning. He says, "Good morning" to everybody in the morning.

Listening text: Nine

Micky mouse is a fat, greedy mouse. He is always eating. He loves cheese and biscuits. He also likes ice-cream, cake, chocolates, apples and oranges. The only thing he doesn't like is vegetables. His sister, Kimmy, is just the opposite. She eats very little. She never eats fruit, cake, chocolate or ice-cream. But she likes cheese and biscuits. She also likes carrots, potatoes and beans.

Listening text: Ten

Fagu Purnima is celebrated all over Nepal. It is also known as Holi. It falls in the month of Falgun. People sing and dance. They throw colours on one another. They also throw small balloons filled with water.

Listening text: Eleven

David Beckham is a very popular football player. He was born on May 2, 1975 in the UK. He is five feet eleven inch tall. His position in football is generally of mid-fielder. He started playing football from Manchester United.