

DHANGADHIMAI MUNICIPALITY

PROVINCE-2, SIRAHA

HEALTH SECTOR FACT SHEET

“कृषि, शिक्षा, पर्यटन, स्वास्थ्य, संचार र पूर्वाधार, धनगढीमाई नगरपालिकाको समृद्धिको मूल आधार”

“Agriculture, education, tourism, health, communication and infrastructure; Basis for the prosperity of Dhangadhimai municipality”

Dhangadhimai Municipality Profile

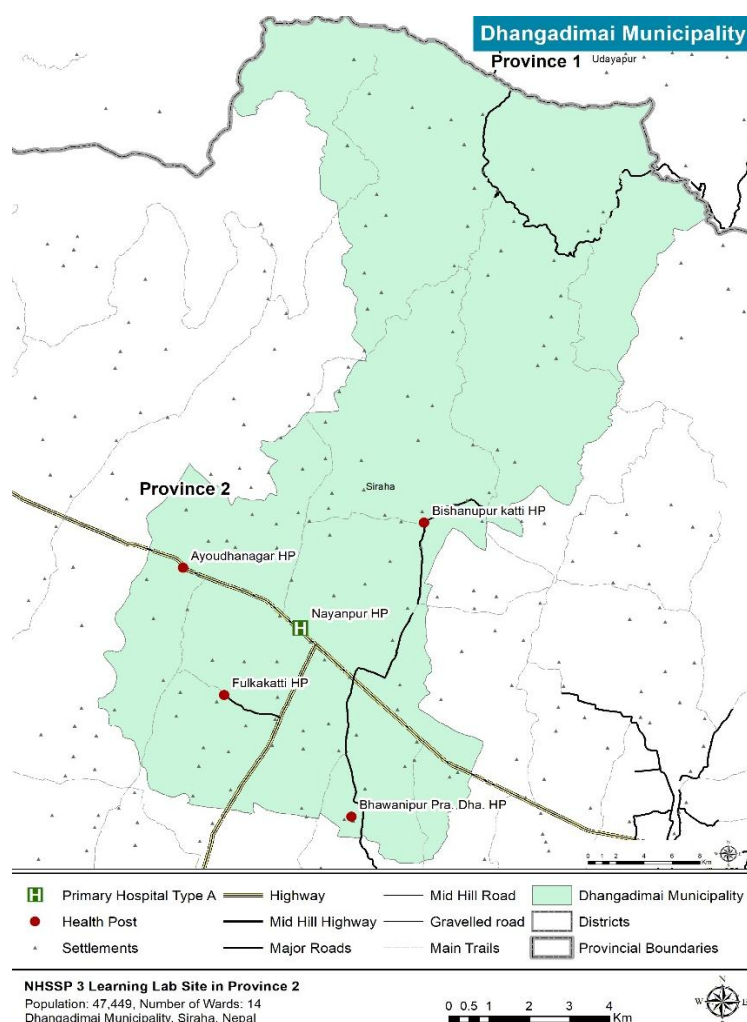
Population	Male	Female	Total
	23430	24019	47449
No. of wards	14		
Area	159.51sq.km.		
Transportation	The Mahendra National highway runs across the municipality. 14 wards are connected with the some earthen and gravel roads.		
Number of Schools	32		
Total Health Facilities	8 (6 Health Posts, 1 Urban Health Clinic, 1 community Health Unit)		
Total FCHV	54		

Source: - CBS2011, Dhangadhimai Health Division 2075/076

Demographic Profile

Sub groups	2074/75	2075/76
Population under 1 year	1123	1119
Population under 5 years	4796	4810
Women of Reproductive age (15-49 years)	15201	15446
Married women of Reproductive age (15-49) years	11522	11708
Total expected live Births	1160	1155
Total Expected Pregnancies	1368	1362
Adolescent (10-19 years)	NA	NA
Number of targeted Children for Nutrition (0-23 Month)	2084	2065
Nutrition (12-59 Month)	3673	3691

Source: - MOHP Target Population 2074/075 and 2075/076.










Key initiatives

1. Cash incentive of Rs. 500 is provided to Dalit and minority communities to promote the use of ANC services, institutional delivery, post delivery service and immunization and growth monitoring.
2. NPR 500 provisioned as transportation incentives to all the institutional deliveries on top of NPR 500 provisioned from the central level.
3. Lab facility established in two HFs in FY 2017/18.
4. Sectoral meetings are conducted each month followed by a combined meeting to discuss progress, issues and challenges.
5. Population census was conducted in 2017/18 that will be developed into population profile.
6. Conducted Social Audit in all HFs and action plan is prepared for each facilities.
7. CCTV installed at municipal and health facility level.

Key Health Indicators








Maternal Health





Total No. of Abortion cases		2073/74	2074/75
	Municipality	89	78
	District	1192	1983
	Province	7151	6311
	National	96380	98640
% of pregnant women Antenatal Care visit-4, as per protocol		2073/74	2074/75
	Municipality	31.8	26.6
	District	40.3	37.8
	Province	37.3	34.2
	National	52.8	49.8
Institutional Delivery		2073/74	2074/75
	Municipality	5.4	6.2
	District	45.2	46.9
	Province	43.9	34.4
	National	54.6	54.2
% of women who had Postnatal Care -3 as per protocol		2073/74	2074/75
	Municipality	5.3	2.2
	District	10.3	6.7
	Province	22.9	13.8
	National	19.1	15.5
Contraceptive Prevalence Rate		2073/74	2074/75
	Municipality	7.4	9.8
	District	10.5	10.4
	Province	10.2	8.7
	National	21.3	18.4
% of pregnant women who received TD2 and TD2+		2073/74	2074/75
	Municipality	78.1	90.6
	District	100.5	99.8
	Province	96	88
	National	75.8	73.4
Percentage of newborns with low birth weight (<2.5kg)		2073/74	2074/75
	Municipality	0	0
	District	18.9	10.3
	Province	10.5	9.5
	National	11.3	11.9



Child Health



% of children <1 year immunized with BCG		2073/74	2074/75
	Municipality		113.6
	District		114
	Province		103.6
	National		92.0
% of children <1 year immunized with DPT, HB, HiB-3		2073/74	2074/75
	Municipality	97.5	85.1
	District	106	88.3
	Province	98.7	87.0
	National	86.5	81.8
Measles Rubella		2073/74	2074/75
	Municipality	33.8	89.1
	District	45.1	66.8
	Province	49	57.6
	National	57	66.2
% of Children Fully Immunised as per NIP schedule		2073/74	2074/75
	Municipality	99.9	110.2
	District	93	92.1
	Province	65.6	65.8
	National	73.1	70.0
Number of Neonatal Deaths		2073/74	2074/75
	Municipality	0	2
	District	15	13
	Province	253	179
	National	1695	2190
Incidence of ARI per children under 5 years (per 1000 Children)		2073/74	2074/75
	Municipality	523	675
	District	697	659
	Province	472	443
	National	612	258
Incidence rate of Diarrhoea under 5 Children (per 1000 Children)		2073/74	2074/75
	Municipality	351	468
	District	432	461
	Province	335	337
	National	400	344

Key Service Delivery Indicators

% of OPD New Visits among total population		2073/74	2074/75
	Municipality	21098	23896
	District	385320	404074
	Province	2761976	2677444
	National	20505846	21349516
% of pregnant women received a 180-day supply of Iron/Folic Acid		2073/74	2074/75
	Municipality	28.6	143.6
	District	43.3	70.6
	Province	42.6	34.2
	National	44.3	45

No. of new TB cases registered		2073/74	2074/75
	Municipality	42	46
	District	550	574
	Province	4485	4542
	National	25934	25875
Children 0-23 years registered for Growth Monitoring		2073/74	2074/75
	Municipality	37.3	73.4
	District	53.6	55.8
	Province	62.9	65.1
	National	69.1	69.9

Source: Health Management Information System, 2073/074 and 2974/075

Top Ten Diseases-Profile Minimum Service Standard Score (2075)

Diseases	OPD cases [2074/75]
Ear, Nose and Throat Infection-	18546
Conjunctivitis	660
Injuries-PUO	12685
Headache	15170
Pelvic Inflammatory Disease (PID)	411
Pharyngitis/Sore Throat	485
Acute supportive Otitis Media	564
Orthopedic Problems	10371
Chronic Otitis Media	155
Cardiovascular & Respiratory Problems	1008
Ear, Nose and Throat Infection-	18546

Health Facility	MSS Section	Score	Health Facility	MSS Section	Score
Phulkahakatti	Governance	38.75%	Hanumaannagar	Governance	42.5%
	Clinical Service	29.18%		Clinical Service	33.65%
	Support Service	8.51%		Support Service	6.38%
Bishanupurkatti	Governance	46.34%	Bhawanipur	Governance	42.5%
	Clinical Service	46.18%		Clinical Service	41.34%
	Support Service	29.78%		Support Service	12.76%
Nayanpur	Governance	46.34%	Ayodhyanagar	Governance	36.25%
	Clinical Service	57.02%		Clinical Service	34.92%
	Support Service	51.06%		Support Service	3.1%

Overall score of Organizational Capacity Assessment score (2075)

Municipality	OCA Section	Score	Municipality	OCA Section	Score
Dhangadhimai	Governance and legislative framework	90%	Dhangadhimai	Health products and Technologies	60%
	Service Delivery	5%		Health information	25%
	Human resources for Health	50%		Health financing	41.66%
	Health Infrastructure	35%			

Financial Resources

Grant allocation from Federal Government		2074/75	2075/76
	Federal grant (Conditional)	103,418,000	129,100,000
	Federal Grant (Equalization)	259,664,000	136,700,000
	Conditional grant for health	1,51,78,000	2,40,62,000
Grant allocation from Provincial Government			
	Federal grant (Conditional)	0	1,00,00,000
	Federal Grant (Equalization)	0	0
	Conditional grant for health	0	0
Municipality Internal Source		1,04,82,958	NA

Source: Dhangadhimai Municipality, Annual Budget, Programme and policy Report

Health Budget allocated by Local Government NPR 39,10,000



- Contact HWs Staff salary

■ Allowance for Cancer, Heart, liver and kidney disease

■ Zero Home Delivery

■ Special health camp for wad no.5

■ Others
- Dress allowance for HWs

■ House hold Health checkup for Elder people

■ Procurement of Free drugs

■ Allowances for FCHV

■ Monthly Meeting for HF incharge

For Further Information

Bilat Narayan Ray, Health Coordinator
Dhangadhimai Municipality, Siraha, Province-2, Nepal.
Phone: +977-033-545238
Email: dhangadhimai@gmail.com